



2009 Distinguished School

## 2012-13 School Quality Snapshot

### Los Cerritos Middle

Conejo Valley Unified

2100 Avenida de las Flores, Thousand Oaks, CA 91362

Grades Offered: 6-8

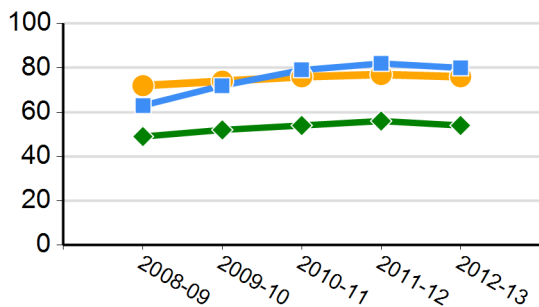
Enrollment: 990

Charter: No

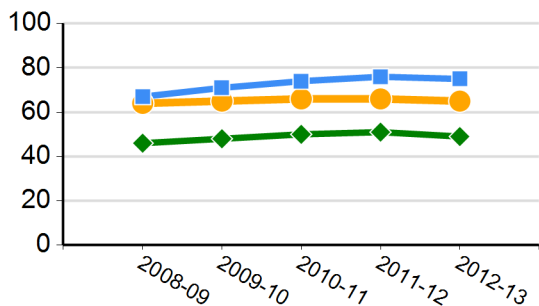
Title I Funded: No

CDS Code: 56-73759-6093173

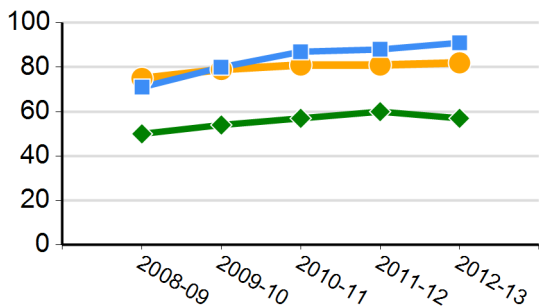
#### CST English-language Arts Results (percent proficient and above)



#### CST Mathematics Results (percent proficient and above)



#### CST Science Results (percent proficient and above)



#### California's Academic Performance Index (API)

2013 Growth API	912
Growth from Prior to Current Year	9
Met Schoolwide Growth Target	Yes
All Student Groups Met Target	Yes
2012 Base API State Rank	9
2012 Base API Similar Schools Rank	3

#### API Subgroup Performance - 2013 API Growth

	Met Target	Growth
African American or Black		--
American Indian or Alaska Native		--
Asian		--
Filipino		--
Hispanic or Latino	Yes	21
Native Hawaiian or Pacific Islander		--
White	Yes	0
Two or More Races		--
English Learners	Yes	22
Socioeconomically Disadvantaged	Yes	32
Students with Disabilities		--

Green = Student group met target  
 Red = Student group did not meet target  
 Blue = Student group is not numerically significant  
 -- = Not enough students to report

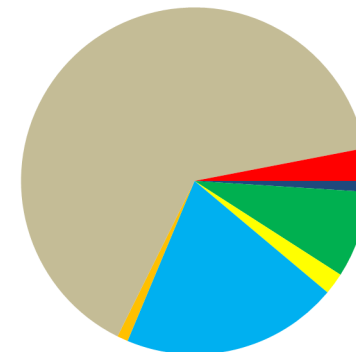
#### CHART LEGEND:

■ SCHOOL ● DISTRICT ◆ STATE

CST: CA Standards Test CDS: County-district-school

School and/or district information will not be displayed when data are not available or when data are representing fewer than 11 students.

#### 2012-13 Enrollment by Race/Ethnicity

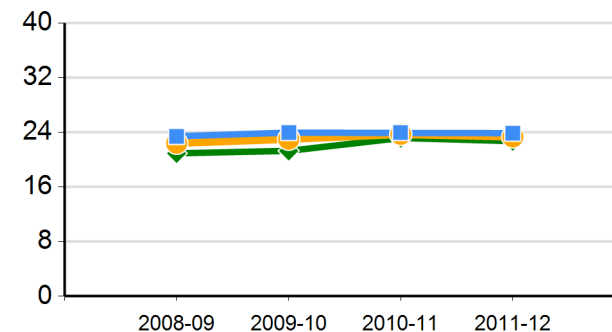


■ American Indian or Alaska Native ■ Hispanic or Latino  
 ■ Asian ■ African American or Black  
 ■ Native Hawaiian or Pacific Islander ■ White  
 ■ Filipino ■ Two or More Races  
 ■ Not Reported

#### 2012-13 Subgroup Enrollment

English Learners	12%
Socioeconomically Disadvantaged	21%
Students with Disabilities	10%

#### Average Class Size





2009 Distinguished School

## 2012-13 School Quality Snapshot

**Los Cerritos Middle**

Conejo Valley Unified

2100 Avenida de las Flores, Thousand Oaks, CA 91362

Grades Offered: 6-8

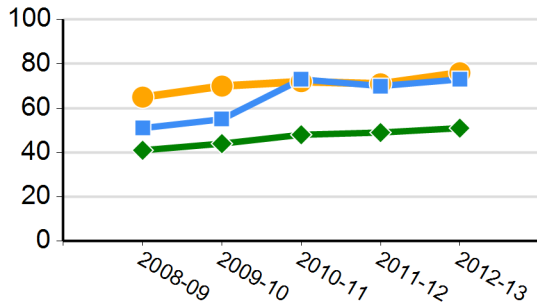
Enrollment: 990

Charter: No

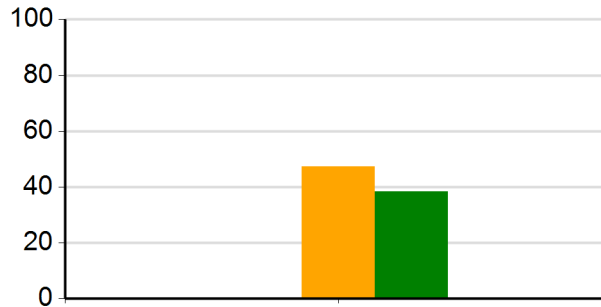
Title I Funded: No

CDS Code: 56-73759-6093173

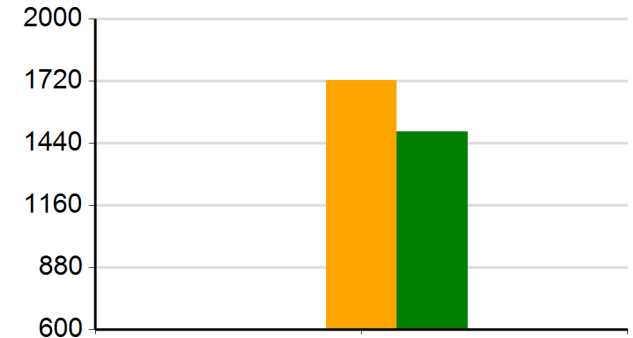
**CST History/Social Science Results**  
(percent proficient and above)



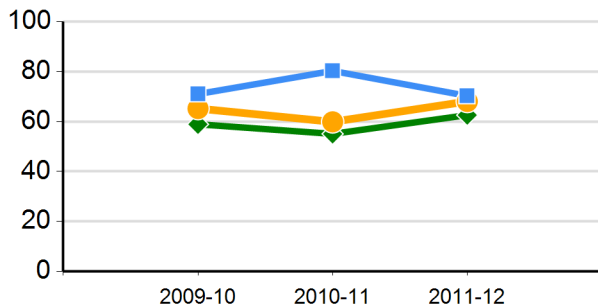
**Percentage of 2011-12 Graduates Meeting University of California "a-g" Requirements**



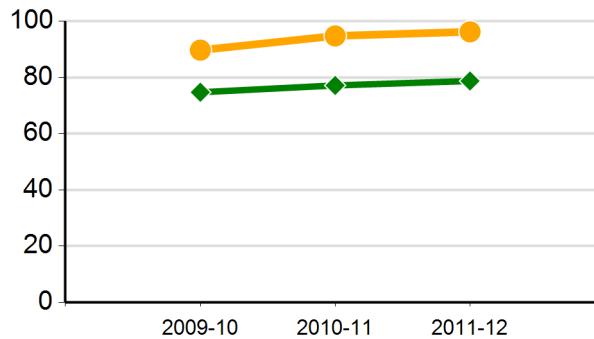
**2011-12 Average SAT Score**



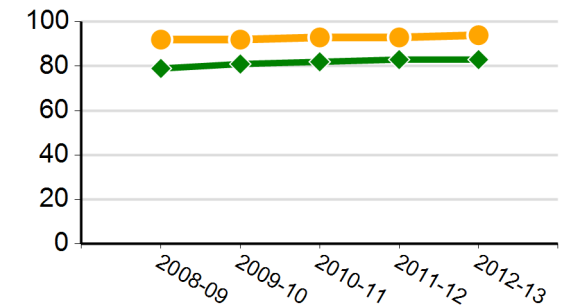
**Percentage of English Learners Making Progress in Learning English**



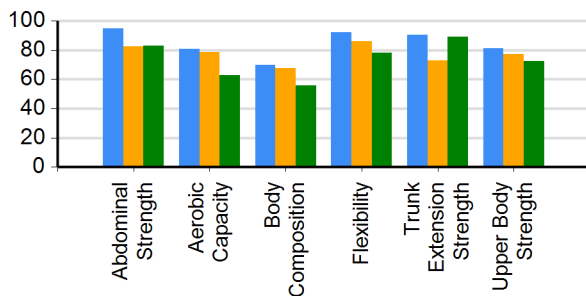
**Cohort Graduation Rate\***



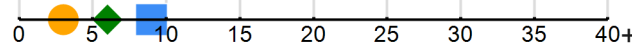
**CAHSEE English-Language Arts Grade 10 Passing Rate**



**Percentage of Students in the Healthy Fitness Zone in 2011-12**



**2011-12 Suspensions and Expulsions as a Percentage of Enrolled Students**



**CHART LEGEND:**

■ SCHOOL ● DISTRICT ◆ STATE

\* Only three years of data are available

CAHSEE: CA High School Exit Examination

CST: CA Standards Test

School and/or district information will not be displayed when data are not available or when data are representing fewer than 11 students.

**CAHSEE Mathematics Grade 10 Passing Rate**

